



Villaggio in the Grove Townhomes

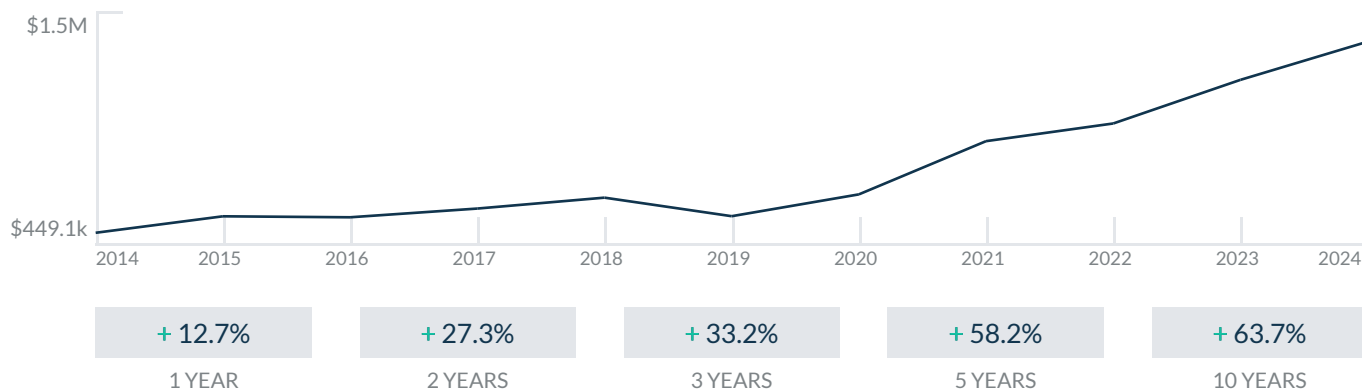
2803 Coconut Ave
Coconut Grove, FL 33133

Every month we compile this comprehensive market report focus on Villaggio in the Grove Townhomes in this convenient and easy to read format. Our datas comes from more than six different sources including MLS Associations, County Offices and Financial Institutions. Get this report for free every month on our website villaggiointhegrove.com.

Property Stats

POSTAL CODE 33133

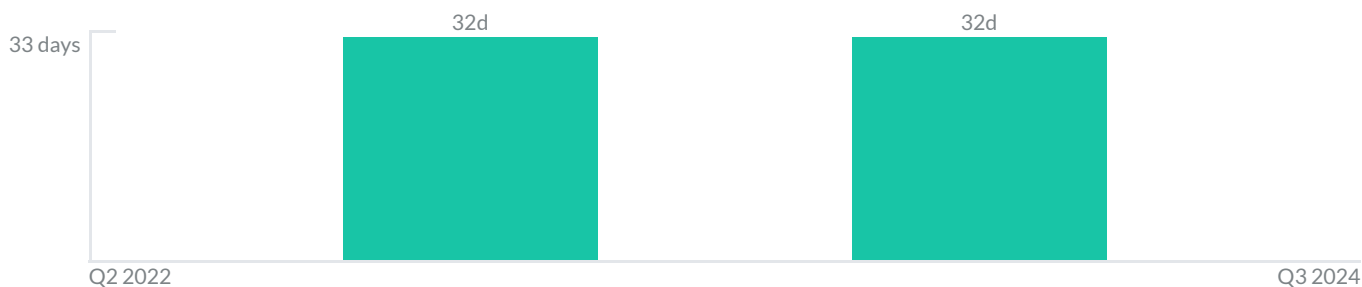
The property stats graph represents the median price evolution since ten years in your postal code area.



Similar Properties

DAYS ON THE MARKET

Everyday 3 months we monitor how many days it takes for similar properties to be sold. This is also a good indicator to know when to buy or sale!

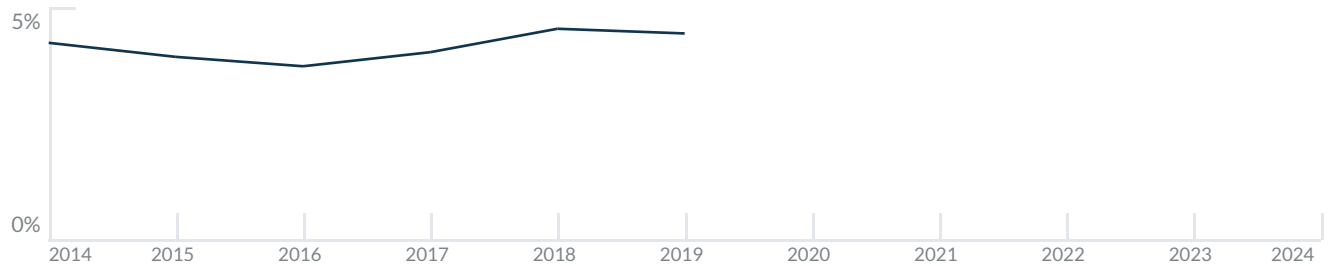


Mortgage Rates

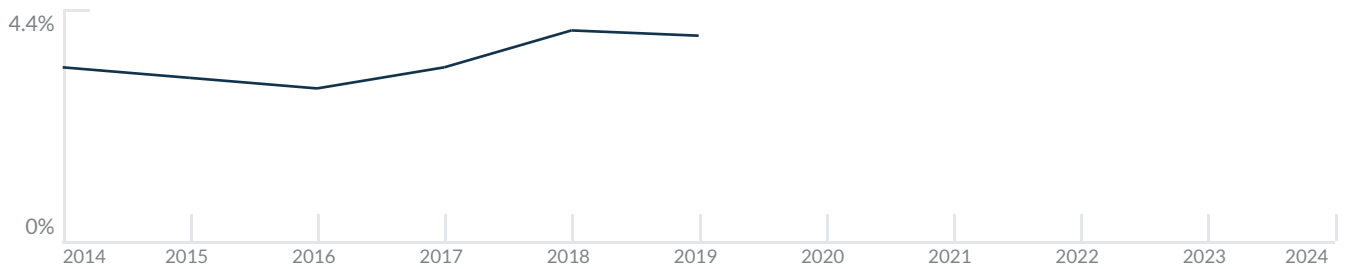
PER YEAR

Understanding mortgage economics is important when you want to buy with a loan. Below is the historical yearly average mortgage rates in the Unites States retrieved from Freddie Mac©

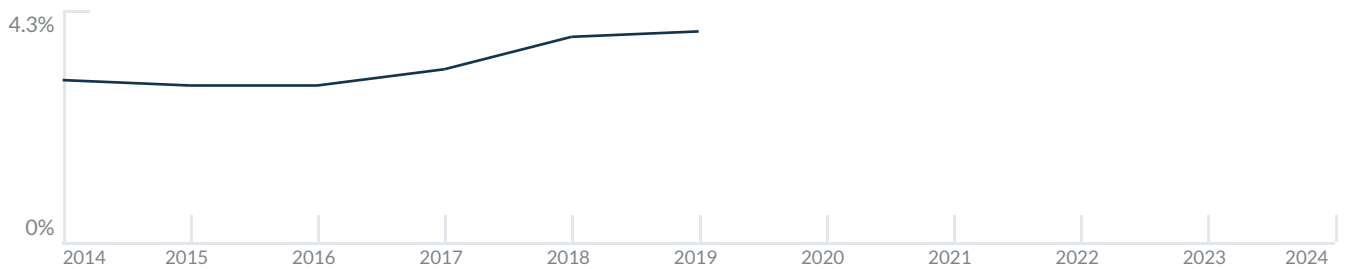
30 YEARS FIXED 4.4%



15 YEARS FIXED 3.9%



5/1-YEAR ADJUSTABLE 3.9%



Schools

CLOSEST

Having good schools nearby is important if you have kids or plan to rent or sell your home. Ratings are retrieved from the leading independent and nonprofit GreatSchools©

ELEMENTARY SCHOOL

Mater Grove Academy

10/10

MIDDLE SCHOOL

George Washington Carver Middle School

10/10

HIGH SCHOOL

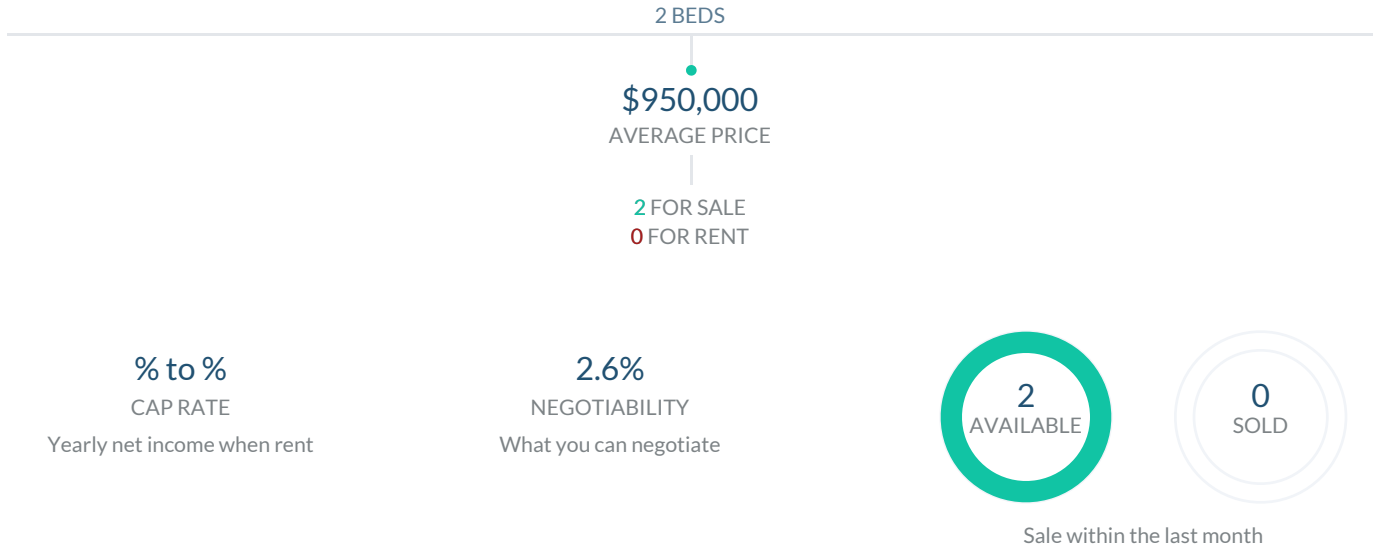
Academy Of Arts & Minds

4/10

Insights

IN VILLAGGIO IN THE GROVE TOWNHOMES

Below the average listing prices of available unit per property type.



Activity

SOLD OR RENTED

Below the latest transactions reported by the local MLS Association for Villaggio in the Grove Townhomes

\$1,175,000 UNIT 2765 SOLD OCT 2024 3 Baths, 2 Beds	\$1,170,000 UNIT 2825 SOLD SEP 2024 4 Baths, 3 Beds	\$5,900 UNIT 2763 RENTED SEP 2024 4 Baths, 3 Beds
\$4,700 UNIT 2819 RENTED JUL 2024 3 Baths, 2 Beds	\$6,100 UNIT 2769 RENTED APR 2024 4 Baths, 3 Beds	\$4,300 UNIT 2829 RENTED JUL 2024 3 Baths, 2 Beds

Sold

LAST 20 PROPERTIES SOLD IN VILLAGGIO IN THE GROVE TOWNHOMES

Unit	Price	Beds/Baths	\$/Sqft	Sqft	Buying Date	Days on Market
2765	\$1,175,000	2/3	\$626.7	1,875	Sep 2024	13
2825	\$1,170,000	3/4	\$472.5	2,476	Sep 2024	51
2765	\$699,999	2/3	\$373.3	1,875	Apr 2022	32
2765	\$450,000	2/3	\$240.0	1,875	Mar 2020	8
2922	\$689,000	3/3	\$344.5	2,000	Oct 2019	33
402	\$229,500	1/1	\$364.9	629	Oct 2019	281
N/A	\$459,000	2/3	\$316.6	1,450	Sep 2019	18
N/A	\$485,000	2/3	\$485.0	1,000	Jul 2019	63
2	\$395,000	2/2	\$391.9	1,008	Jul 2019	30
2815	\$450,000	2/3	\$229.2	1,963	May 2019	70
2924	\$649,000	3/3	\$324.5	2,000	Apr 2019	49
2819	\$430,000	2/3	\$229.3	1,875	Mar 2019	224
2945	\$599,000	3/2	\$332.2	1,803	Apr 2018	187
2751	\$475,000	2/3	\$253.3	1,875	Feb 2018	63
2803	\$499,000	2/2	\$249.9	1,997	Sep 2017	136
2803	\$499,000	2/3	\$249.9	1,997	Sep 2017	136
2755	\$489,900	2/2	\$245.3	1,997	Jun 2017	3
1	\$418,000	2/2	\$380.0	1,100	Dec 2016	148
2755	\$399,000	2/2	\$199.8	1,997	May 2016	67
2923	\$575,000	3/2	\$287.5	2,000	Apr 2016	127

Rented

LAST 20 PROPERTIES RENTED IN VILLAGGIO IN THE GROVE TOWNHOMES

Unit	Price	Beds/Baths	\$/Sqft	Sqft	Rented Date	Days on Market
2763	\$5,900	3/4	\$2.5	2,375	Sep 2024	16
2819	\$4,700	2/3	\$2.5	1,875	Jul 2024	3
2769	\$6,100	3/4	\$2.5	2,476	Apr 2024	90
2829	\$4,300	2/3	\$2.3	1,865	Mar 2024	55
2807	\$6,500	3/4	\$2.7	2,375	Jan 2024	168
2829	\$3,800	2/3	\$2.0	1,865	Jan 2022	20
2769	\$3,750	3/4	\$1.5	2,476	Jan 2021	28
2829	\$3,200	2/3	\$1.7	1,865	Dec 2020	36
2718	\$2,500	2/2	\$2.6	980	Dec 2019	89
503	\$1,300	0/1	\$3.0	440	Dec 2019	113
2763	\$3,650	3/4	\$1.5	2,375	Sep 2019	11
2902	\$3,000	2/3	\$2.0	1,500	Sep 2019	31
2714	\$2,500	2/2	\$2.6	980	Sep 2019	23
404	\$1,650	1/1	\$2.7	605	Aug 2019	43
EFFIC...	\$1,100	0/1	\$3.7	300	Aug 2019	99
506	\$1,600	1/1	\$2.6	605	Aug 2019	17
1	\$1,800	2/2	\$2.0	892	Jul 2019	10
2829	\$2,995	2/3	\$1.6	1,865	May 2019	70
2819	\$2,700	2/3	\$1.4	1,875	May 2019	66
507	\$1,650	1/1	\$2.3	705	Apr 2019	11

Currently Listed

ACTIVE LISTINGS 1/1

Unit	Price	Beds/Baths	\$/Sqft	Sqft	Listing Date	Owner
2755	\$975,000	2/3	\$488.2	1997	Sep 2024	LAUREN SHA...
2803	\$925,000	2/3	\$463.2	1997	May 2024	LAUREN VAN...